

Note: Key data/information in this sample page is hidden, while in the report it is not.

### 3 High intensity sweeteners in major countries and regions of Asia Pacific

#### 3.1 Overview

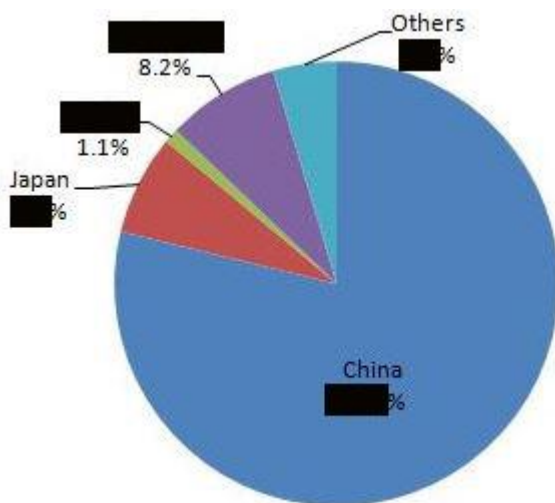
With the consumption volume of more than xxx tonnes by real volume and USDxxx million by consumption value in 2013, Asia Pacific is an important consumption region of high intensity sweeteners in the world, taking up about xxx% by consumption volume and xxx% by consumption value in the global market. And it is much more important as a supplier, providing more than xxx% of the world's high intensity sweetener output.

The output of high intensity sweeteners in Asia Pacific reached xxx tonnes in 2013.

China is definitely the dominant player in this region, producing in large quantities all of these nine high intensity sweeteners. Its total output reached xxx tonnes in 2013.

.....

Figure 3.1-1 Output share of high intensity sweeteners in Asia Pacific by country by volume, 2013



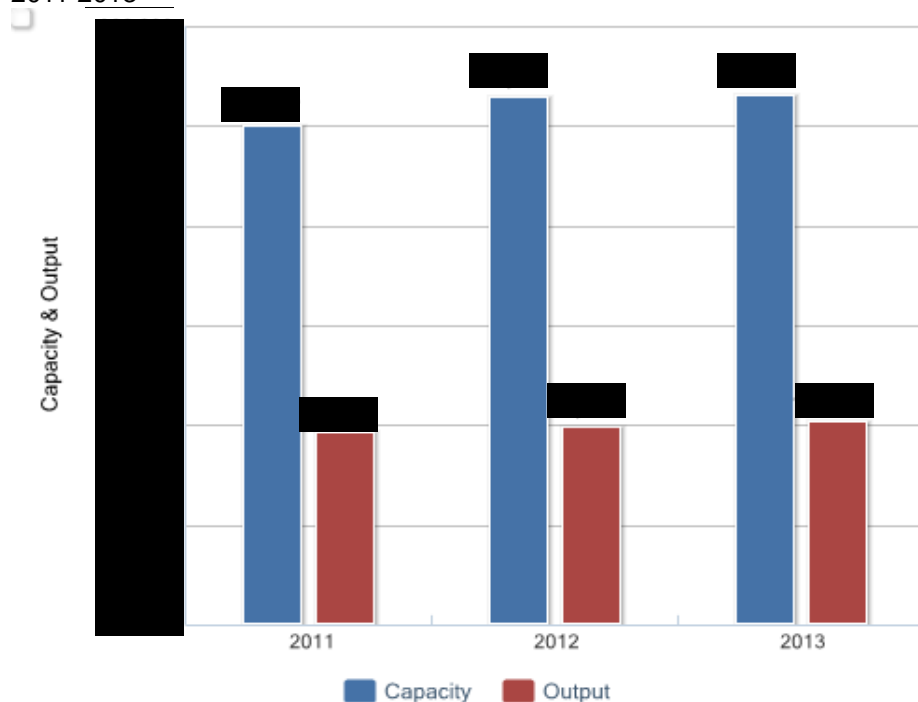
Source: CCM

...

### 3.2 China

#### 3.2.3 Production and producers

Figure 3.2.3-1 Capacity (t/a) and output (tonne) of high intensity sweeteners in China, 2011-2013



Source: CCM

...

#### 3.2.3.5 Stevia sweetener

Table 3.2.3.5-1 Production information on major stevia sweetener producers in China, 2011-2013

No.	Enterprise	2013		2012		2011	
		Capacity, t/a	Output, tonne	Capacity, t/a	Output, tonne	Capacity, t/a	Output, tonne
1	Ganzhou Julong High-tech Industrial Co., Ltd.	xxx	xxx	xxx	xxx	xxx	xxx
2	XXX	xxx	xxx	xxx	xxx	xxx	xxx
3	Shandong Haigen Stevia Products Co., Ltd.	xxx	xxx	xxx	xxx	xxx	xxx
...	.....	xxx	xxx	xxx	xxx	xxx	xxx

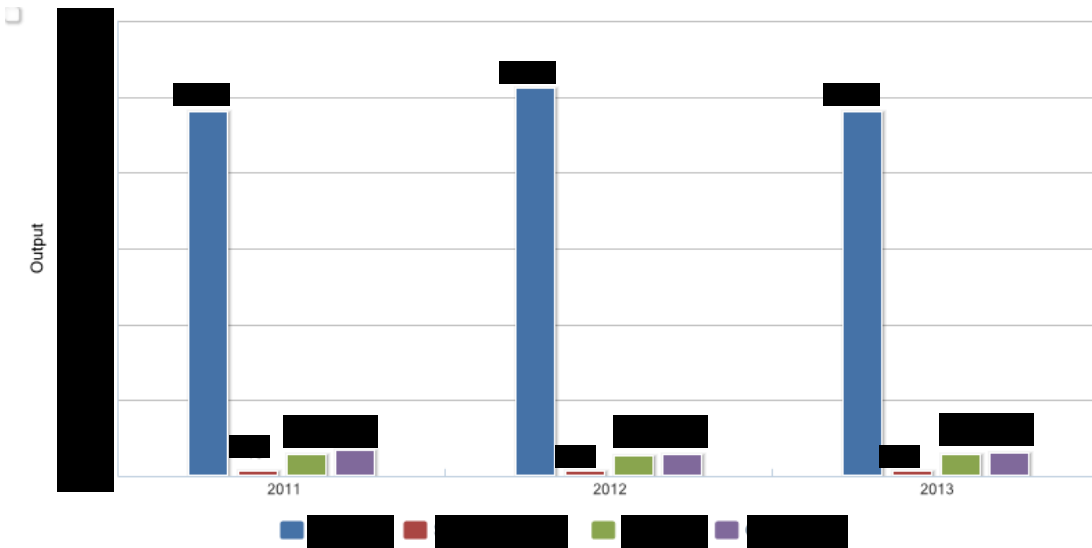
Source: CCM

...

### 3.3 India

#### 3.3.3 Production and producers

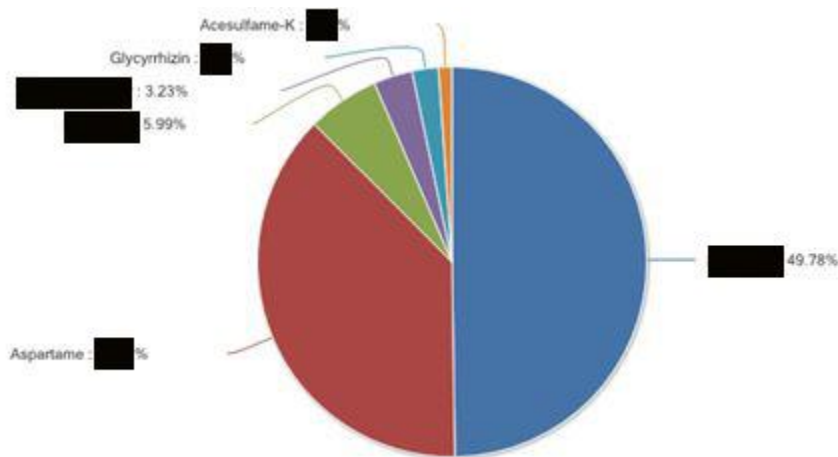
Figure 3.3.3-2 Output of high intensity sweeteners in India by product, 2011-2013, tonne



Source: CCM

#### 3.3.4 Consumption and end-use segments

Figure 3.3.4-2 Proportional distribution of high intensity sweeteners by consumption volume of each product in India, 2013



Source: CCM

### 3.4 Japan

#### 3.4.4 Consumption and end-use segment

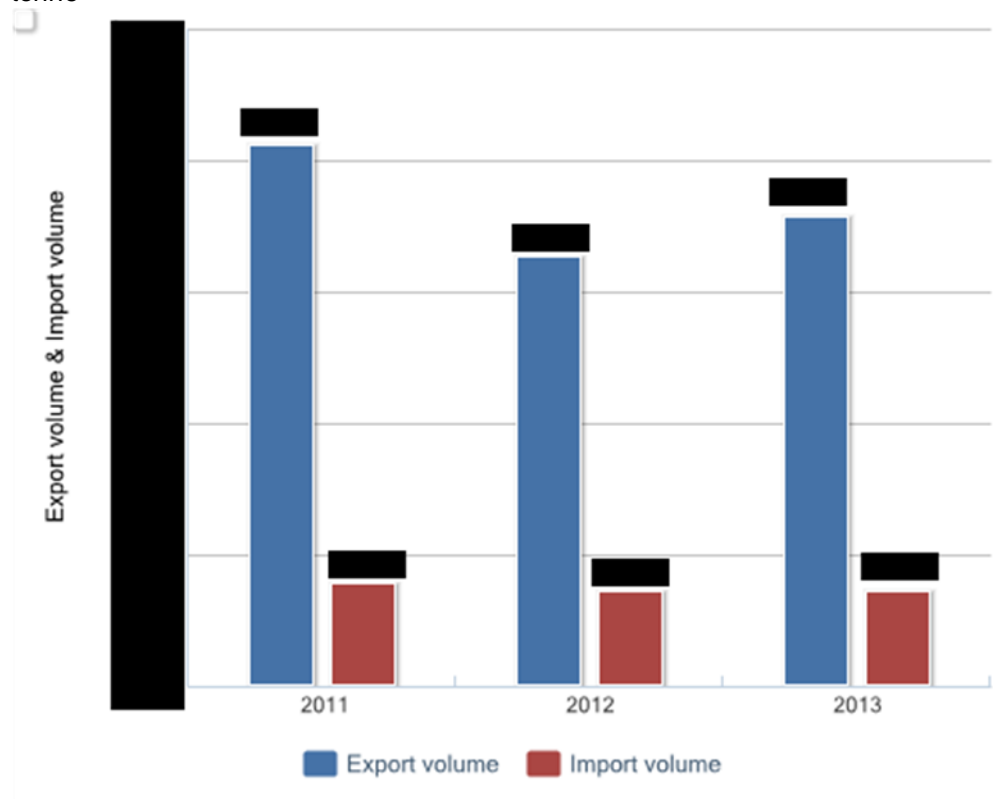
Table 3.4.4-1 Consumption pattern of high intensity sweeteners in Japan, 2013

End-use segment	Consumption, tonne	Share
Food	XXX	XXX
Beverages	XXX	XXX
Pharmaceuticals	XXX	XXX
Personal care products	XXX	XXX
Others	XXX	XXX
<b>Total</b>	<b>XXX</b>	<b>XXX</b>

Source: CCM

#### 3.4.5 Trade situation

Figure 3.4.5-1 Import and export volume of high intensity sweeteners in Japan, 2011-2013, tonne



Source: CCM

## 4 Breakdown of high intensity sweeteners by product

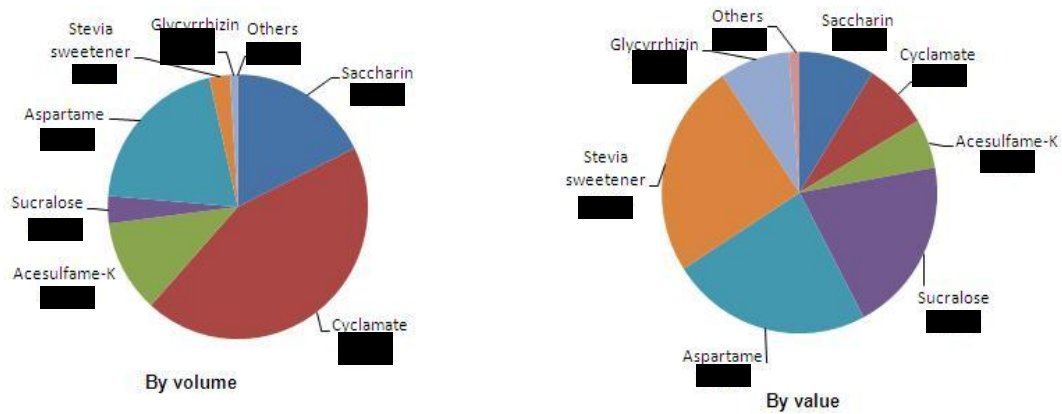
### 4.1 Overview

.....

In Asia Pacific, China is largest producer of high intensity sweeteners, accounting for xxx % of the total output in 2013.

Among the seven kinds of high intensity sweeteners produced in Asia Pacific, cyclamate has the largest output by xxx tonnes in 2013, accounting for xxx % of the region's total. However, the output value of cyclamate just took up a xxx% share in 2013 owing to its low price; on the contrary, stevia sweetener accounted for the largest share by xxx %.

Figure 4.1-1 Output share of high intensity sweeteners in Asia Pacific by volume and by value, 2013



Source: CCM